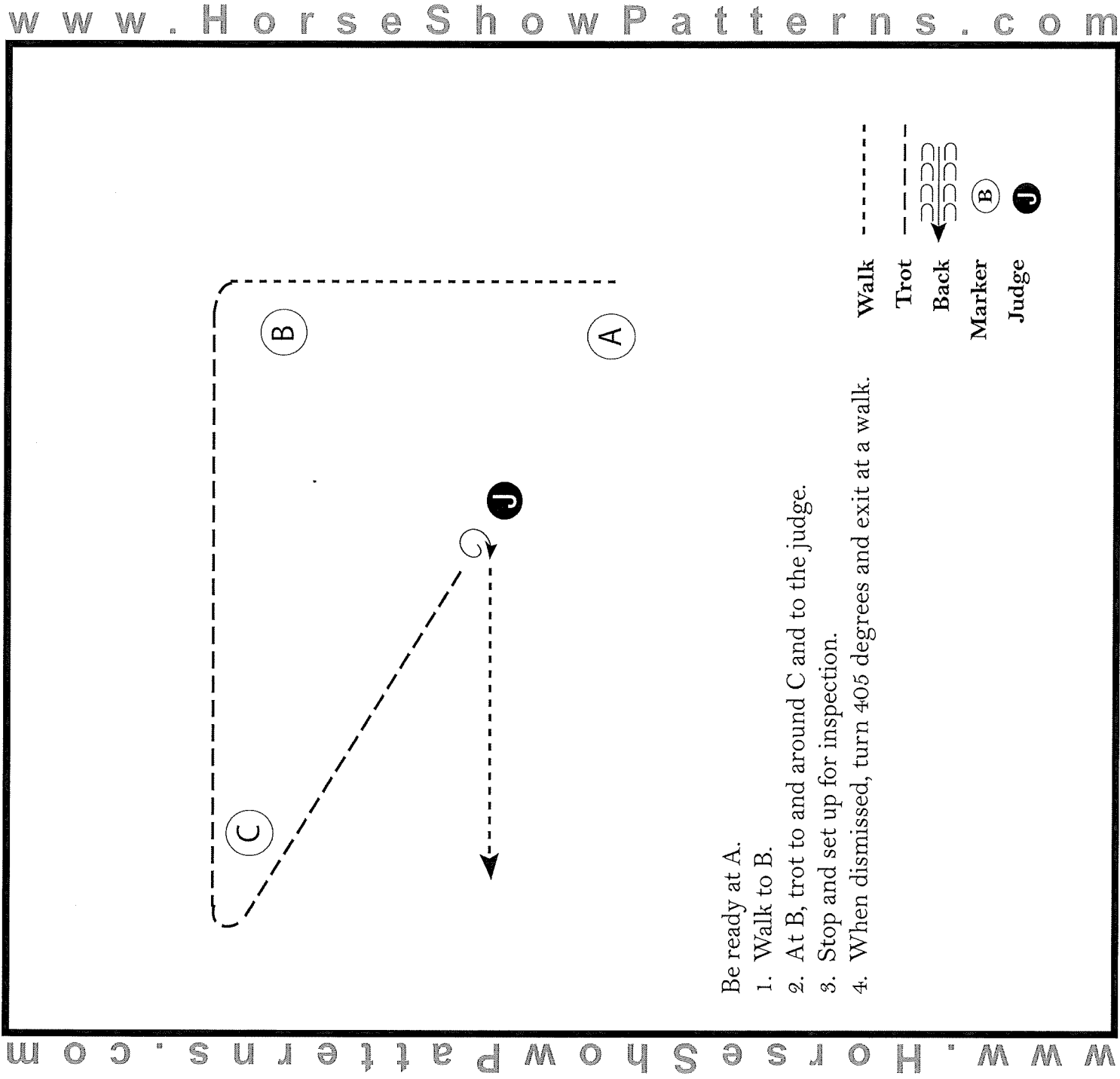


Fall Classic #3

Showmanship (Walk/ Trot)

Show Date: 09-11-2022



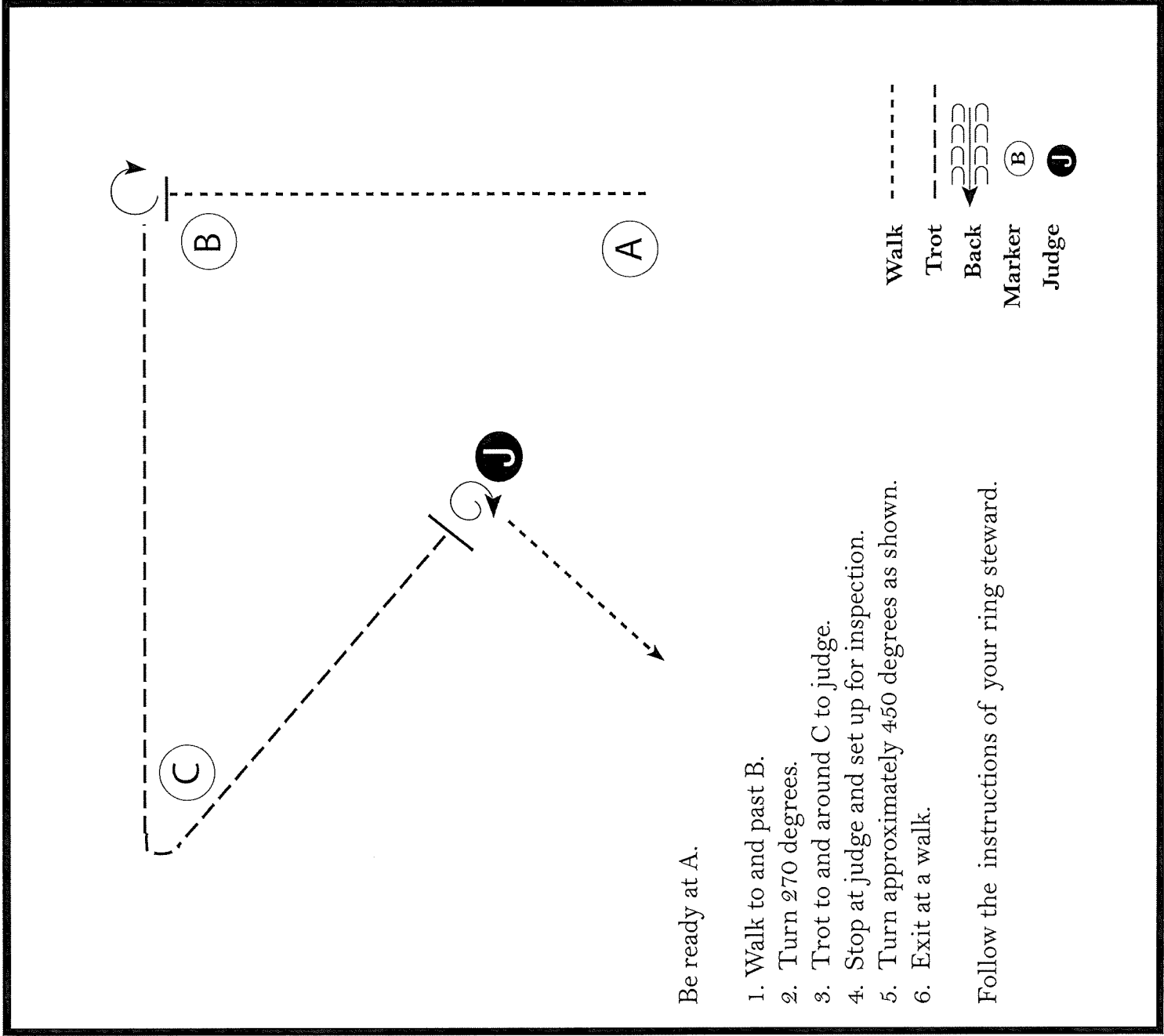
[S/WT-25]

Pattern Provided by:

Fall Classic #3

Showmanship (All Breed/L1/ Rookie)

Show Date: 09-11-2022



Be ready at A.

1. Walk to and past B.
2. Turn 270 degrees.
3. Trot to and around C to judge.
4. Stop at judge and set up for inspection.
5. Turn approximately 450 degrees as shown.
6. Exit at a walk.

Follow the instructions of your ring steward.

Walk -----
Trot -----
Back -----
Marker (B)
Judge (J)

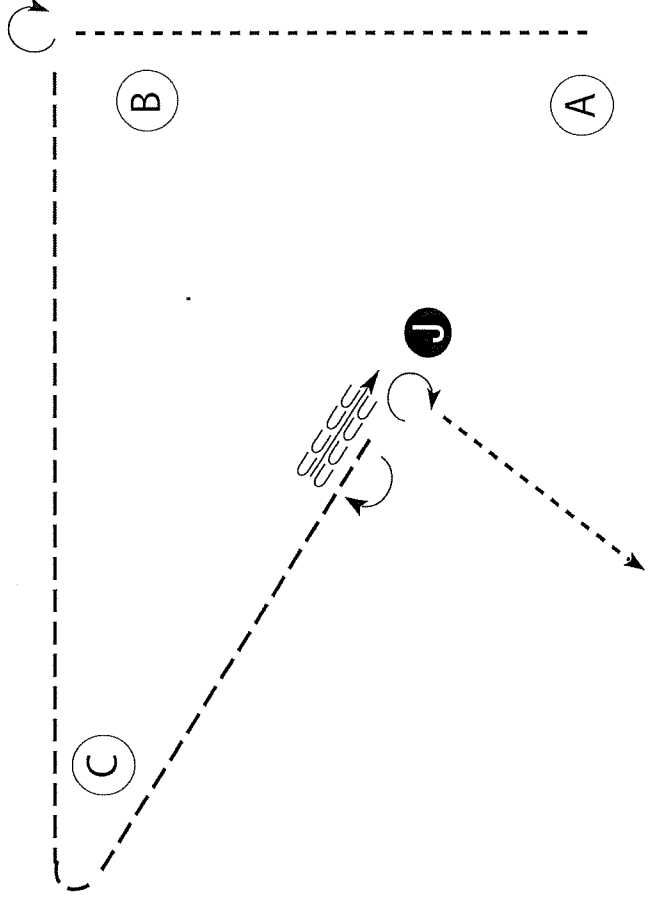
[S/1-25]

Pattern Provided by:

Fall Classic #3

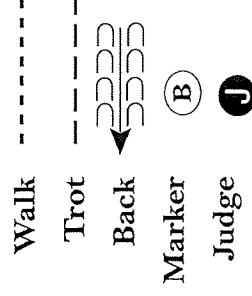
Showmanship (Youth/ Amateur/ Select)

Show Date: 09-11-2022



Be ready at A.

1. Walk to and past B.
2. Turn 270 degrees.
3. Trot to and around C.
4. When 2 horse lengths from the judge, stop.
5. Turn 180 degrees.
6. Back to judge and set up for inspection.
7. When dismissed, turn 270 degrees and exit at a walk.



[S/2-25]

Pattern Provided by:

Fall Classic #3

Horsemanship (Walk/ Trot)

Show Date: 09-11-2022

www.HorseShowPatterns.com

www.HorseShowPatterns.com

Be ready at A.

1. Walk from A 1/2 way to B.
2. Jog the rest of the way to B.
3. Jog a circle to the right.
4. Extend the jog from B to C.
5. Stop at C and back one horse length.

Retire to the rail or line up at a jog.

- Walk -----
- Jog - - - - -
- Extended Jog - - - - -
- Lope _____
- Leg Yield | | | | |
- Lead Change / / / / /
- Back 3 3 3 3 3
- Marker (B)
- Sidepass <- - - - - >

[WHWT-25]

Pattern Provided by:

Fall Classic #3

Horsemanship (Youth/ Amateur/ Select)

Show Date: 09-11-2022

W W W . H O R S E S H O W P A T T E R N S . C O M

Be ready at A.

1. Walk from A 1/2 way to B.
2. Jog the rest of the way to B.
3. Stop at B and turn 360 degrees to the right.
4. Lope a circle to the right with speed.
5. Slow to a lope at B and continue to C.
6. Stop at C and back one horse length.

Retire to the rail or line up at a jog.

Walk
Jog
Extended Jog
Lope
Leg Yield
Lead Change
Back
Marker
Sidepass

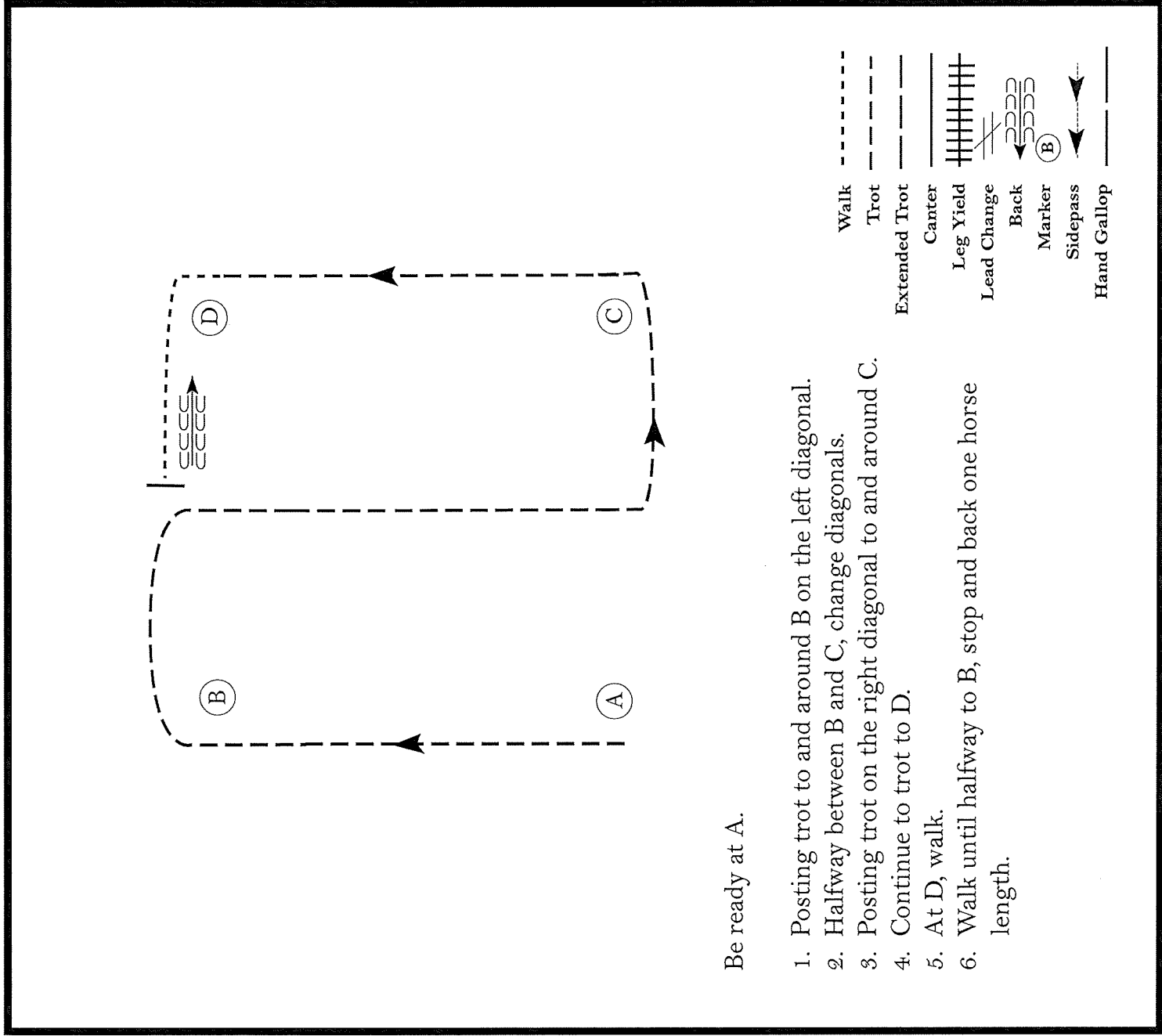
[WH/3-25]

Pattern Provided by:

Fall Classic #3

Equitation (All Walk/ Trot)

Show Date: 09-11-2022



Be ready at A.

1. Posting trot to and around B on the left diagonal.
2. Halfway between B and C, change diagonals.
3. Posting trot on the right diagonal to and around C.
4. Continue to trot to D.
5. At D, walk.
6. Walk until halfway to B, stop and back one horse length.

Walk	----
Trot	- - - -
Extended Trot	-----
Canter	_____
Leg Yield	
Lead Change	///
Back	\\
Marker	(B)
Sidepass	----->
Hand Gallop	----->

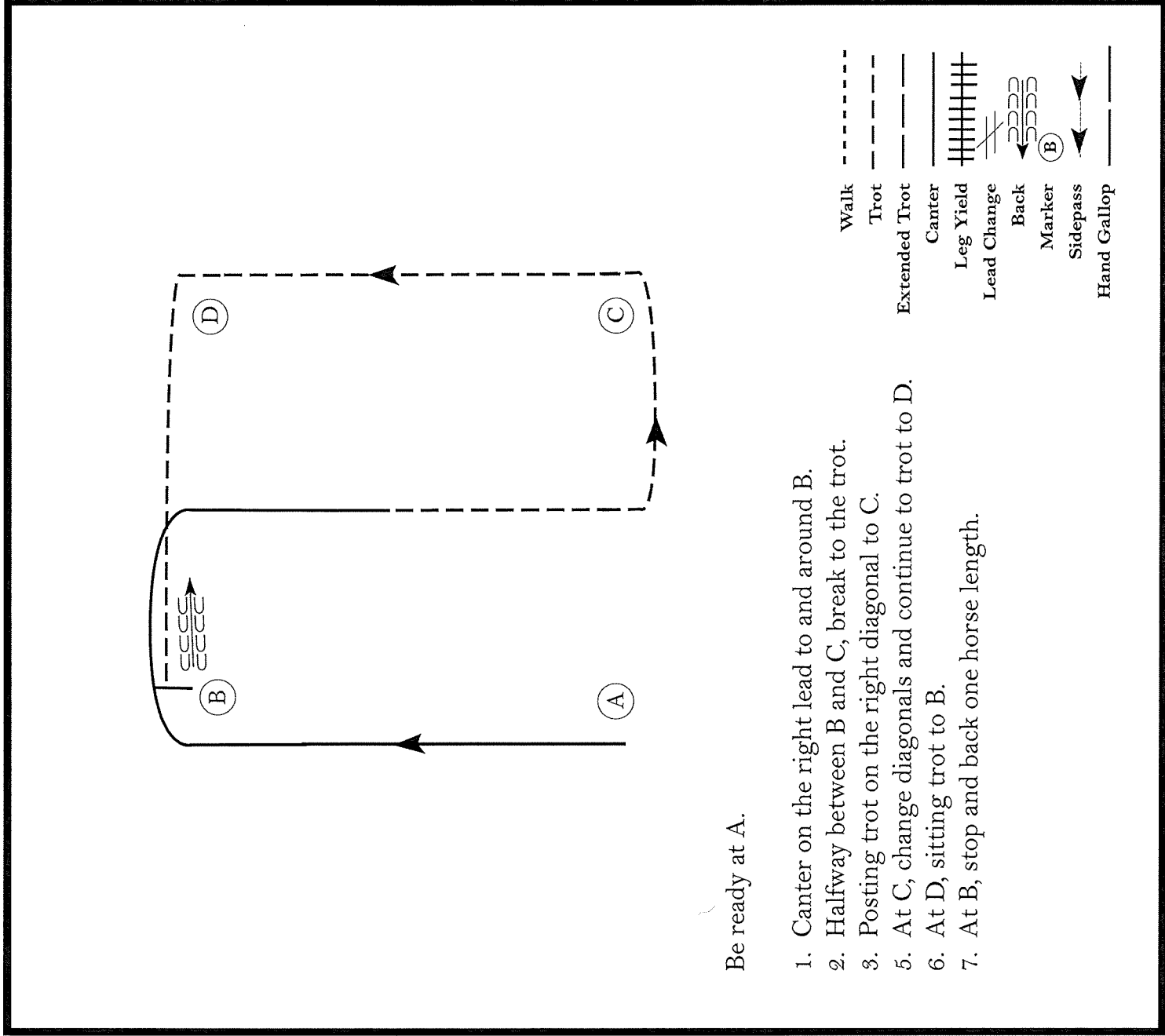
[HSE/WT-25]

Pattern Provided by:

Fall Classic #3

Equitation (All Bree/L1/ Rookie)

Show Date: 09-11-2022



Be ready at A.

1. Canter on the right lead to and around B.
2. Halfway between B and C, break to the trot.
3. Posting trot on the right diagonal to C.
5. At C, change diagonals and continue to trot to D.
6. At D, sitting trot to B.
7. At B, stop and back one horse length.

Walk
Trot
Extended Trot
Canter
Leg Yield
Lead Change
Back
Marker
Sidepass
Hand Gallop

[HSE/1-25]

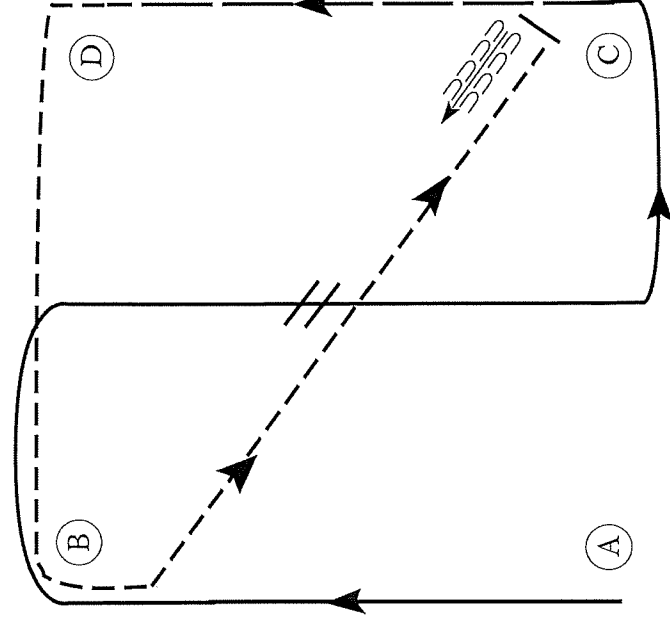
Pattern Provided by:

Fall Classic #3

Equitation (Youth/ Amateur/ Select)

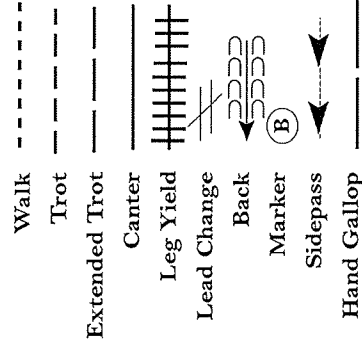
Show Date: 09-11-2022

w w w . H o r s e S h o w P a t t e r n s . c o m



Be ready at A.

1. Canter on the right lead to and around B.
2. Halfway between B and C, change leads.
3. Canter on left lead to and around C.
4. Hand gallop from C to D.
5. At D, perform a posting trot on the right diagonal.
6. At B, two point at the trot until halfway to C.
7. Sitting trot to C.
8. Stop and back one horse length at C.



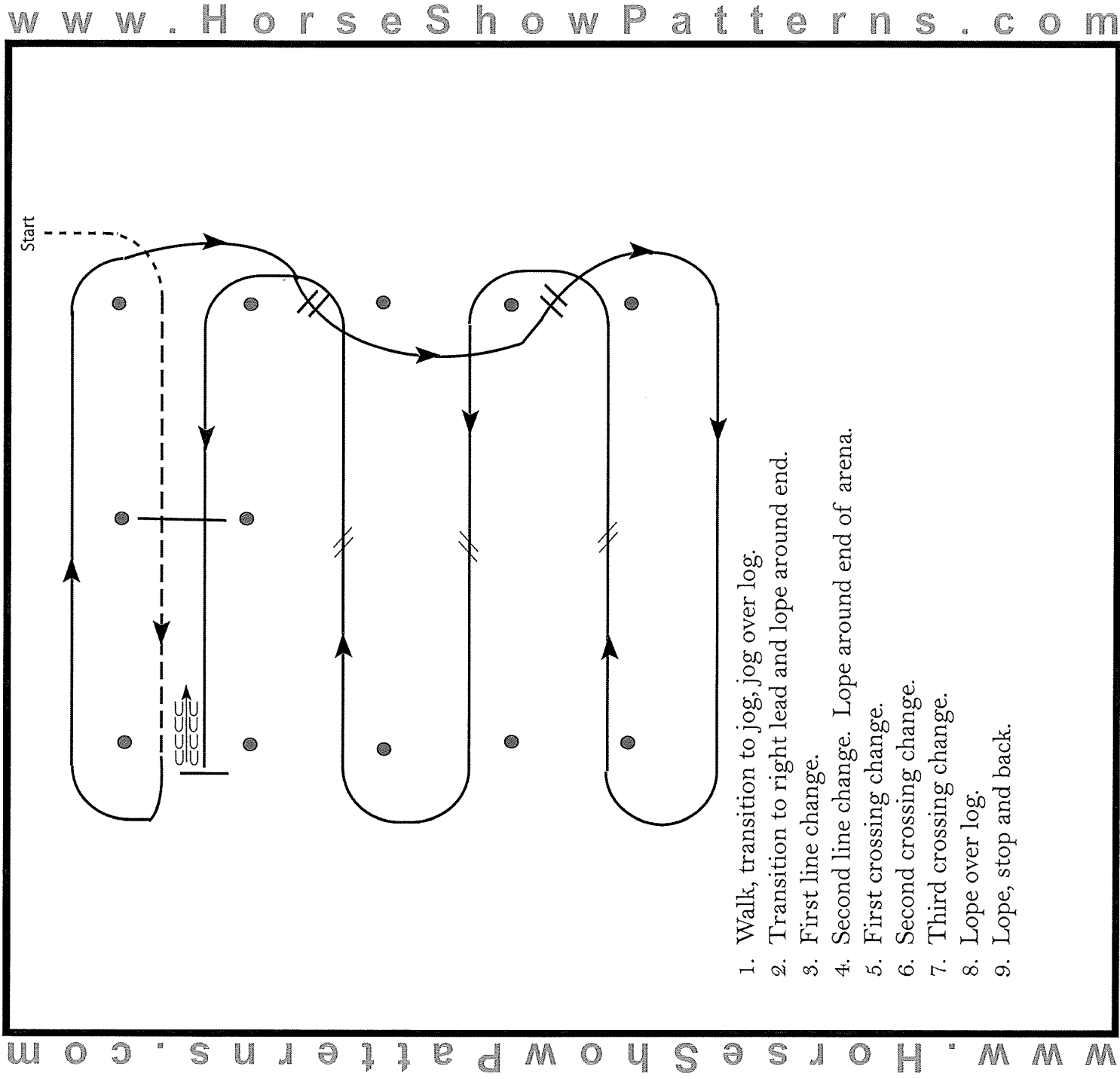
[HSE/3-25]

Pattern Provided by:

Fall Classic #3

Western Riding (L1/ Rookie/ All Breed)

Show Date: 09-11-2022



1. Walk, transition to jog, jog over lope.
2. Transition to right lead and lope around end.
3. First line change.
4. Second line change. Lope around end of arena.
5. First crossing change.
6. Second crossing change.
7. Third crossing change.
8. Lope over lope.
9. Lope, stop and back.

[WR/GP-3]

Pattern Provided by:

